



MODEL 835 / 855 DETACHABLE GOOSENECK CONSTRUCTION




- Full Length Recessed Boom Trough
- Dropped Wheel Bolster
- No Front Crossmember in Slope



- Low Profile Approach Plate to Accommodate Rollers or Other Tricycle Track Machines - No Ramps Required
- Traction Bars on Approach
- 8 Keyhole Tie Downs



- Easily Adjust Ground Clearance from 6.5" to 18"
- Transport at 7 Height Positions while the Neck Remains Locked
- Optional Chain / Binder Rack and Storage Box between Arms



- Flip Brackets, Air / Electric Couplers
- "V" Type Rear Bumper
- High Visibility LED Lights
- Electrical Outlet for Rotating Lights
- Optional Rear Strobe LED Lighting

Proven Solutions for Your Hauling Needs!

1-800-428-5655 | www.landoll.com/trailers





Standard & Optional Equipment / Features

Model 835 / 855 Detachable Gooseneck



S=Standard O=Optional

MODEL 835	35 TON	70,000 lbs.
MODEL 855	55 TON	110,000 lbs.
MAIN FRAME		
- Fabricated 11 ³ / ₈ " Beam, 100,000 PSI	S	S
- Fabricated 13" Beam, 100,000 PSI Flange	S	S
- Capacity - 70,000 lb. Distributed / 70,000 Concentrated in 12'	S	S
- Capacity - 110,000 lb. Distributed / 110,000 Concentrated in 12'	S	S
KINGPIN SETTING		
- 15"	S	S
- Dual Pins 15" and 33"	S	S
CROSSMEMBERS		
- 6" High Tensile I-Beams on 21 ³ / ₈ " Centers	S	S
- 8" High Tensile I-Beams on 24" Centers	S	S
GOOSENECK, DECK AND ACCESSORIES		
- 3rd Axle Ready	S	S
- 4th Axle Ready	S	S
- 12" Swing-Out Outriggers	S	S
- Half Front Bolster with Traction Bars	S	S
- Lowered Bolster Between Tires	S	S
- HD Sloped Front Approach with Traction Bars	S	S
- 6' Recessed Bucket Trough at Rear of Lower Deck	S	O
- Open Boom Trough with "V" Type Bumper	S	S
- Three Pair Flag Holders	S	S
- Centralized Grease System - All Axles	S	S
DECK AND FEATURES		
- 102" Wide	S	S
- 1 ¹ / ₂ " Nominal Apitong in Track Area	S	S
- Full 2" Apitong Track Area	S	S
LIFT CYLINDERS		
- Horizontally Mounted	S	S
SWING CLEARANCE		
- 84"	S	S
- Dual Swing, 108" and 90"	S	S
LOADED GROUND CLEARANCE		
- 6.5"	S	S
LOADED DECK HEIGHT		
- 19.5"	S	S
- 18"	S	S
TIE DOWNS / CHAIN GOTCHAS		
- (24) Total, All Angled D-Rings, 7 Each Side Lower Deck, 1 on End of Each Bolster, 2 at Rear of Lower Deck, 2 at Top of Rear Slope, 2 at Rear of Trunnion	S	S
- (22) Total, All Angled "D" Rings, 7 Each Side Lower Deck, 1 on the End of Each Bolster, 2 at Rear of Lower Deck, 2 at the Top of Rear Slope, 2 at Rear of Trunnion	S	S

MODEL 835	35 TON	70,000 lbs.
MODEL 855	55 TON	110,000 lbs.
STORAGE AREA		
- (1) Between Main Frame at Front of Lower Deck (41"W x 24"L x 10"D)	S	S
- (1) Between Main Frame at Front of Lower Deck (41"W x 21"L x 7"D) 1 at Rear of Lower Deck (32"W x 14"L x 7"D)	S	S
SUSPENSION / AXLES		
- SAF-Holland/Neway Air Ride, 25,000 lbs. Capacity with Mechanical Ride Height Control Valve	S	S
- (2) 25,000 lbs. Dual Tire, Oil Bath Bearings	S	S
- (3) 25,000 lbs. Dual Tire, Oil Bath Bearings	S	S
- 50" Spacing (835)	S	S
- 50" Spacing (855-48CA)	S	S
- 54" Spacing (855-53)	S	S
- Automatic Slack Adjusters - All Axles / Drum Brakes	S	S
BRAKES		
- 16.5x7 Full Air with Spring Brakes ABS 4S2M	S	S
- 16.5x7 Full Air with Spring Brakes on 3 Axles ABS, 4S2M	S	O
- Air Disc Brakes	O	O
TIRES / RIMS		
- 255/70R 22.5 LRH	S	S
- 22.5x8.25 Steel	S	S
- 22.5x7.50 Aluminum	S	O
- 22.5x8.25 Hub Pilot Wheel / Steel Outboard Drum	S	S
- Tire Inflation System	O	O
HYDRAULIC HOOK UP		
- Hydraulic Quick Couplers 2,500 PSI - 20 GPM at Controls, 50 GPM Max	S	S
LIGHTS		
- Grote Clear Lens with Chrome Bezel (10-Year Warranty)	S	S
- Grote "Xtreme" Wiring Harness (7-Year Warranty)	S	S
FINISH / COLOR		
- 400° Bake / Steel Grit Shot Blast to Bright Metal	S	S
- Zinc Rich Powder Primer	S	S
- TGIC Polyester Powder Coat White, Black, Yellow, Blue, Red, Green, Sapphire Blue, Dark Gray	S	S
WEIGHT (BASE)		
- 51' - 835 - 17,740 lbs. +/- 3%	S	S
- 53' - 855 - 23,900 lbs. +/- 3%	S	S
ESTIMATED WEIGHTS		



Base Standard Approach



Assist Ramp, Pin Front Approach



Bi-Fold Paver Ramp, Paver Style



Ramp Master HPL - FW

Pictures and content may include optional equipment and/or standard features that may not be standard on all models. Specification and design subject to change without notice. Weights and measurements are best estimates and should not be treated as actual. There are other features and optional equipment available. If you have any questions, consult the factory. Capacity ratings are frame capacities only. Actual load capacities may be restricted by factors such as gross axle weight ratings (GAWR) or state and federal regulations.

Call 1-800-428-5655


Proven Solutions for Your Hauling Needs!

www.landoll.com/trailers

1900 North Street | Marysville, KS 66508 | Ph: 785-562-5381 | Fax: 888-293-6779


Remember: Quality is Always a Bargain!

Scan for More!





OPTION
GALVANIZING
AVAILABLE ON ALL TRAILERS



Proven Solutions for Your Hauling Needs!
1-800-428-5655 | www.landoll.com/trailers





Galvanizing Option for Corrosion Resistance



Pictures and content may include optional equipment and/or standard features that may not be standard on all models. Specification and design subject to change without notice. Weights and measurements are best estimates and should not be treated as actual. There are other features and optional equipment available. If you have any questions, consult the factory. Capacity ratings are frame capacities only. Actual load capacities may be restricted by factors such as gross axle weight ratings (GAWR) or state and federal regulations.

Call 1-800-428-5655

Proven Solutions for Your Hauling Needs!

www.landoll.com/trailers

1900 North Street | Marysville, KS 66508 | Ph: 785-562-5381 | Fax: 888-293-6779

Remember: Quality is Always a Bargain!

Scan for More!

