



# DHOLLANDIA



**DHOLLANDIA**

LIFTGATES

THE LEADING RANGE OF LIFTGATES FOR THE TRANSPORT INDUSTRY

# DHOLLANDIA facts and figures



Started in 1968  
50+ years of experience



Liftgates of 300 – 20,000 lbs  
Ramps of 2,200 – 70,500 lbs



Production in 6 countries  
USA production from 2020 onwards



In US since 2015  
In Canada since 2011  
In Mexico since 2008



More than 5 MM USD liftgates and  
repair parts inventory to support  
customers all across North-America



Technological leadership  
More than 90% of components are  
manufactured in-house



#1 in Europe  
More than 75,000 liftgates / year  
More than 1 MM liftgates since the start



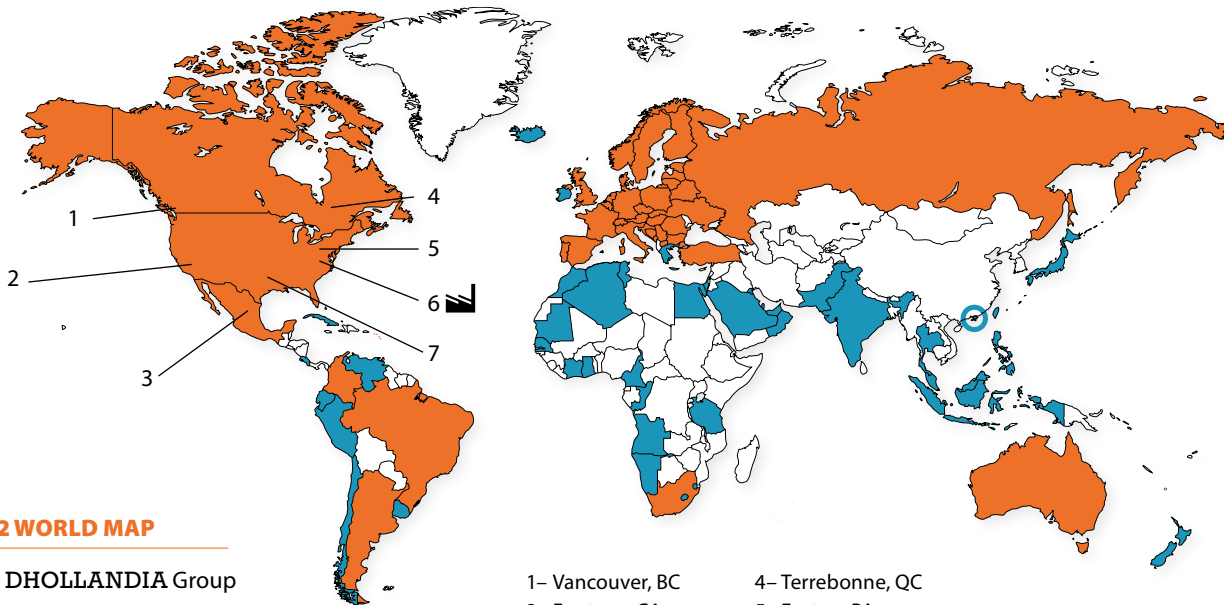
Strong North-American distributor  
network providing sales, installation  
and after-sales support



Sales and after-sales network  
covering 6 continents and more than  
75 countries worldwide



Preferred choice of many fleet owners, transport companies, rental & leasing companies, upfitters,  
truck body and chassis manufacturers around the world



## 2022 WORLD MAP

- DHOLLANDIA Group
- Independent distributor

- 1- Vancouver, BC
- 4- Terrebonne, QC
- 2- Fontana, CA
- 5- Easton, PA
- 3- Monterrey, NL
- 6- Bessemer City, NC
- 7- College Station, TX





**DHOLLANDIA**

# Powerful production as basis for an unrivalled product range



Factory in Bessemer City, NC



Source: factories in Europe

# 8 good reasons to buy DHOLLANDIA



## 1- Safe & reliable

- Liftgates designed with strong focus on reliability and durability
- No electronic components in the core operating system, exceptionally reliable
- Designed for intensive, heavy-duty work
- Strong & robust 4-cylinder liftgates (\*)
- Electric self-locking valves mounted to all cylinders (\*)
- Manual emergency back-up operation on all self-locking valves
- Level-ride plus automatic tilt at ground level on most liftgates (\*)

(\*) Generic characteristics for most types of liftgates

## 2- Flexible & customer-oriented

- Small enough to care, big enough to cope
- Wide range of standard products ranging from 300 to 20,000 lbs
- Extensive vertical integration and technological leadership: more than 90% of all mechanical, hydraulic and electrical parts used are manufactured in-house
- Therefore perfectly geared up to develop and manufacture tailor-made liftgates and creative customer-oriented solutions

## 3- Superior finish

- Low maintenance bearings and grease fittings in all critical articulation points
- Piston rods in hard-chromed stainless steel for all cylinders exposed to adverse weather conditions
- Best possible protection against corrosion: **HOT-DIP ZINC PLATED** finish or **Protection PLUS finish** on most liftgates
- Zinc-Nickel surface treatment on the articulation pins and majority of small steel components

## 4- Economic & budget friendly

- Excellent price-quality ratio at the initial purchase
- Attractive repair parts prices and low maintenance costs
- Superior longevity
- Excellent TCO (total cost of ownership)

## 5- Easy installation

- Quick-fit bolt-on mounting systems for most liftgates
- Brand-specific quick-fit mounting plates for vans and light-duty truck chassis
- Plug & play connections between liftgate and vehicle chassis
- Close cooperation with body builders and upfitters to optimize installation efficiency

## 6- Strong environmental focus

- Use of Best Available Techniques in surface treatment and waste water treatment
- Use of rain water for industrial purposes
- Application of solar energy to power manufacturing processes
- Maximum elimination of lost packaging material
- Hot-dip zinc plating scores very highly in life-cycle assessments
- ISO 14001 certified

## 7- Unrivalled international customer support

- 7 North-American based distribution centers stocking liftgates and parts (4 in US; 2 in CA; 1 in MX)
- More than 5 MM USD liftgate and repair parts inventory
- Industry leading technical support
- Quick response times for support, maintenance, and repair
- Global footprint: DHOLLANDIA operates in more than 75 countries worldwide

## 8- The safe and intelligent buy

- Modern liftgate range offering many value added features and options
- More than 1 MM units sold is the proof of customer satisfaction and loyalty
- Preferred choice of many transport companies, fleet-owners, rental companies, body and chassis manufacturers

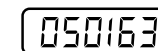
# Strong in customer-oriented solutions with value added features



Thanks to technological leadership and a strong focus on manufacturing independence, DHOLLANDIA has managed to develop an unrivalled, powerful production infrastructure while staying flexible and customer-oriented at the same time. As a result, the product range consists of more than 150 different types of liftgates today; a multitude of functions and features to choose from, and an almost endless list of electrical, hydraulic and mechanical options to fine-tune the liftgate to the customer's individual requirements.

The most popular options involve:

- ▶ Control & ergonomics: various types of main external control boxes and auxiliary controls
- ▶ Platform visibility: flashing platform lights and reflective platform flags
- ▶ Load handling: cart stops and retention ramps for carts, pallet jacks and other wheeled cargo
- ▶ Stability: hydraulic and mechanical stabilizing legs
- ▶ Access: loading ramps for the sides and the outboard platform edge
- ▶ Operator safety: safety rails and fall protection, anti-slip platform coatings and cover plates
- ▶ Installation: quick-fit mounting solutions, plug & play connections
- ▶ Independence: battery & charging systems
- ▶ Finish: HOT-DIP ZINC PLATING, Protection Plus or individualized RAL color schemes
- ▶ Connectivity: telematics and fleet management, cycle counting and optimization of maintenance intervals, geo positioning and protection against theft, etc.



# Our main customers for liftgates



DHOLLANDIA

## Regular commercial liftgates



General distribution



Craftsmen & tradesmen vehicles / Utility vehicles



Concrete saw trucks



Post services, parcel distribution



Movie industry



Rental, leasing & financing



Supermarkets / Food & beverages



Heavy machinery

## Special application liftgates



Gas bottle distribution



Car transport



Army & defense



Fire fighting vehicles



Dump vehicles



Municipalities & public services  
Garden & landscaping



Airport ground support vehicles



Tractors, fork lifts, heavy equipment

# Our main customers for passenger or wheelchair lifts(\*)



Personal mobility



Taxi vehicles



School buses



Public transport and intercity



Tour buses and coaches



Ambulance vehicles,  
standard and bariatric



Hospital beds

**Regular  
passenger  
lifts**



Special purpose vehicles  
Motorhomes



Motorhomes



Airport vehicles for passenger transport



**Special  
application  
passenger lifts**

(\*) Not all models are sold in North-America.  
Contact your local DHOLLANDIA distributor for further info.

## Fold-away liftgates 1,650 - 5,500 lbs

---



- Safe storage underneath the vehicle chassis prevents damage when reversing the vehicle into the loading docks
- Free access to the cargo space through the rear vehicle doors. Therefore convenient for operators that need the liftgates only occasionally
- Ideal for rental and leasing fleets, parcel delivery, etc.
- Platform size suitable for roll cages, carts, parcels
- Level-ride + automatic tilt at ground level or half-dip ride
- Shorter overhang than slider liftgates
- Simple technology, low maintenance
- Side mounting possible
- Suitable for containers and demountable bodies (ask advice from **DHOLLANDIA**)
- Low price range



- Reduced platform depth, better options available for pallet operation (cantilever and slider liftgates offer longer platforms and increased load space)
- Correlation between platform depth and minimum floor height (loaded): longer platforms only possible on vehicles with higher floor level
- Platform is unfolded and folded manually
- Longer installation times for chassis cut-outs and installation of the bed extension and side steps
- Refrigerated bodies: special adaptations required on liftgate and vehicle floor
- Position of rear truck lights to consider





# CLEVER SOLUTIONS FOR ALL APPLICATIONS

**7 PRODUCT FAMILIES, MORE THAN 150 DIFFERENT TYPES OF LIFTGATES,  
MORE THAN 1400 OPTIONS**

# Fold-away liftgates 1,650 - 3,300 lbs (half-dip ride)



↕ DH-RPL light-duty fold-away liftgate • 1,650 / 2,200 lbs  
Narrow arm + 1 lift cylinder



↑ DH-RPM medium-duty fold-away liftgate • 2,500 lbs  
Narrow arm + 1 lift cylinder

↓ Walk-ramp option [OAM054]



↕ DH-RPH heavy-duty fold-away liftgate • 2,500 / 3,300 lbs  
Wide arm + 2 lift cylinders



# Fold-away liftgates 1,100 - 5,500 lbs (level-ride + auto tilt at ground)



↑ DH-RCL light-duty fold-away liftgate • 1,100 / 2,200 lbs  
DH-RCM medium-duty fold-away lift • 2,200 / 3,300 lbs  
Narrow arm + 1 lift cylinder

↓ DH-RPZ.10 side lift • 1,650 - 2,200 lbs



↕ DH-RMM heavy-duty fold-away liftgate • 2,500 / 3,300 / 4,400 lbs  
Wide arm + 2 lift cylinders



↑ DH-RMH extreme-duty fold-away liftgate • 4,400 / 5,500 lbs  
Wide arm + 2 lift cylinders • With bed extension

↓ DH-RMH • Flush mounted without bed extension



## Column liftgates 1,100 - 8,800 lbs

---



- Huge product family with many different functions and lifting height ranges
- Long list of options to adapt each type of liftgate to specific applications and customer requirements
- Fast and easy to put into operation (manual and hydraulic closure)
- Flat level-ride platform is ideal for roll-cages, carts and top-heavy objects, such as gas bottles
- Basic lifts use simple low-maintenance technology, ideally suitable for rental and leasing fleets, parcel delivery, etc.
- Lifting above loading floor level is possible
- Mounted to the rear frame of the body, no overhang or special vehicle requirements
- Easy installation: delivered as fully pre-assembled kit
- Low to medium price range for the basic types of liftgates



- No automatic tilt at ground level
- No adjustable platform angle on more basic versions with manual closure, or hydraulic closure with 1 tilt cylinder [OVH004]
- Manual opening & closing on basic versions requires human effort
- Hinged ramps (if applicable) are operated manually
- If liftgate is not equipped with short or foldable platform: compromised access to loading docks for forklift or pallet jack loading
- Combination with swing doors requires special hinges



## UNRIVALLED PRODUCT RANGE

**COLUMN LIFTS UP TO ALMOST 20 FT LIFTING HEIGHT**

# Column liftgates 1,100 - 8,800 lbs



↕ DH-VOU.K1 / DH-VOL.K1 / DH-VOM.K1 / DH-VOH.K9  
lower beam column lifts with aluminum or steel  
platforms • 1,100 / 2,200 / 3,300 / 4,400 lbs



↑ DH-VOP.K1 / K9 pickup column lift • 1,100 / 1,650 lbs



↑ DH-P3 twin-arm pick-up lift • 1,100 / 1,650 lbs

↓ DH-VOCS integrated rear frame lift • 1,100 / 1,650 lbs



↑ DH-VOH.K9 column lift with long, chain supported  
platform, hydraulically opened and closed • 3,300 /  
4,400 lbs

↓ K2 & K9 functions for increased lifting height





↑ Gas-bottle lifts • 1,100 / 2,200 / 3,300 lbs  
 DH-VOG...K1: chain & pulley lift  
 DH-VHG...H1: fully hydraulic lift

↓ Various types of gas-bottle lifts



⇕ DH-VHT heavy-duty column lift with foldable platform •  
 4,400 / 5,500 / 6,600 lbs



⇕ Multi-deck lift DH-VB / DH-VO / DH-VH • 2,200 - 8,800 lbs



↓ DH-VO.20.D4 removal lift up to 20 ft lifting height •  
 1,100 - 4,000 lbs









## TECHNOLOGICAL LEADERSHIP

**FLEXIBLE AND CUSTOMER-ORIENTED:  
CAPABLE TO REALIZE CUSTOM-MADE SOLUTIONS FAST**

# Liftgates for vans 300 - 2,200 lbs



↕ DH-LSP.07 external cantilever liftgate with full-width platform • 1,100 - 1,650 lbs



↑ DH-LSP.07 kit without rear doors [OAT200]

↓ DH-LSPZ.07 on low-floor chassis-cab van



↕ DH-LPSZ.07 free access liftgate with half-width or foldable full-width platform [OAP406]





↕ DH-P2.04 / DH-P2.07 internal twin-arms lift • 1,100 - 1,650 lbs



↕ DH-CH001.03 cassette lift • 650 lbs



↑ DH-VZG.01 compact interior column lift • 350 lbs  
 ↓ DH-AI\* Articulated or portable aluminum ramps • 880 - 2,200 lbs



## Cantilever liftgates 1,100 - 20,000 lbs

---



- Most popular and versatile liftgate for a wide range of different applications
- Fast and easy to put into operation
- Level-ride with automatic tilt at ground level
- Equipped with tilt cylinders: the platform pitch is adjustable to the slope of the ground
- Available with long platforms to load and unload multiple pallets or carts, large machinery etc.
- Long platforms can replace the rear doors and form full closure of the rear body aperture
- Available with half-width platforms and vertically folding platforms offering free access to the cargo space when the platform is closed in its travel position
- Available with horizontally folding and air-permeable mesh platforms for reduced wind resistance
- Fits in relatively short overhang
- Low to medium price range



- No unobstructed access to the cargo space in case of a regular full-width platform. Potential loss of time if the liftgate is not frequently required
- Thickness of the platform might need to be taken into account for road traffic regulations and calculation of permitted vehicle length
- Potentially complicated access to loading docks
- Platform can only be accessed by fork lifts under strict conditions
- Long platforms can form a disadvantage in hectic city traffic
- Long platforms can form a disadvantage when depositing or picking up demountable bodies
- For truck-trailer combinations: platform adds to the body length of the truck. The overall length of the road train and the clearance between truck and trailer during turning must be observed



# FAR BEYOND COMPETITION

**CANTILEVER LIFTGATES UP TO 20,000 LBS CAPACITY**

# Cantilever liftgates 1,100 - 20,000 lbs



↕ DH-LMU / DH-LML light-duty cantilever liftgates with full width platform • 1,100 / 2,200 lbs



↑ DH-LCZ / LMZ half or partial width platform • 1,100 / 2,200 / 3,300 lbs



↑ DH-LEZ foldable platform • 1,100 / 2,200 lbs

↓ Mesh air-permeable platform [OAP018.1]



↑ Horizontally foldable platform [OAP403]

↓ Guard rails and side loading ramps





Medium-duty liftgates with steel or aluminum platforms  
 ↕ DH-LMM • 2,200 / 3,300 lbs  
 DH-LMH • 3,300 / 4,400 lbs

↑ DH-LMS powerful, robust liftgate for heavy-duty distribution • 4,400 / 5,500 / 6,600 lbs

↑ DH-LSU.40 / DH-LSU.60 car lifts • 6,600 - 13,200 lbs

↓ DH-LSU.60 extreme lift capacities • 8,800 - 13,200 lbs

↓ DH-LSU.90 extreme lift capacities • 16,500 - 20,000 lbs



## Slider liftgates 850 - 6,600 lbs

---



- Safe storage underneath the vehicle chassis prevents damage when reversing the vehicle into the loading docks
- Free access to the cargo space through the rear vehicle doors
- Out of the way during transport from DC to DC, available when distributing to the street shops
- Longer platforms than fold-away liftgates makes suitable to load and unload pallets safely
- Higher lift capacity than fold-away liftgates
- Level-ride + automatic tilt at ground level on most models (except DH-SC, DH-SK and DH-SKR)
- Tilt cylinders: platform pitch can be adjusted to the slope of the ground
- Compatible with most types of bodies, including refrigerated bodies
- Long list of options to adapt each type of liftgate to specific applications and customer requirements
- Quick-fit solutions available for installation on trucks and trailer chassis



- Longer overhang required. Overhang depends on platform depth and type of liftgate (single-fold or double-folded platforms)
- More time needed to put into service: lower down, slide out, then unfold the platform
- Even more time needed to put double-folded platforms into service: lower down, slide out to end of sliding tubes, unfold the 2 platform sections, retract lift frame into work position
- Heavier than fold-away and cantilever liftgates with equivalent platform depth (less pay-load)
- Higher price range in comparison to fold-away liftgates





## SAFE AND RELIABLE

**PREFERRED CHOICE OF MANY TRUCK AND  
FLEET OWNERS AROUND THE WORLD**

# Slider liftgates 850 - 6,600 lbs



↑ DH-SC.05 City slider lift • 850 / 1,100 lbs

↓ DH-SOZ.10 side-mounted slider lift • 1,650 / 2,200 lbs



DH-SMM light-duty slider lift • 2,200 / 3,300 lbs

⇕ DH-SMH medium-duty slider lift • 3,300 / 4,400 lbs

DH-SMS heavy-duty slider lift • 5,500 / 6,600 lbs





↑ Compatible with trailer hitch systems

↓ Optional guard rails and side loading ramps available



↑ DH-SO... double folded platform for very short overhang • 3,300 / 4,400 lbs

↓ Platform foldable in 3 sections for shorter overhang [OAP631] • 4,400 / 5,500 / 6,600 lbs



↑ DH-SKR level-ride slider lift with foldable platform • 3,300 / 4,400 / 5,500 lbs

↓ DH-SKS.20 level-ride slider lift with flat platform • 2,200 / 3,300 / 4,400 lbs







# **DHOLLANDIA ALSO LOADS AND UNLOADS YOUR HEAVIEST EQUIPMENT**

**HYDRAULIC RAMPS UP TO 70,500 lbs**

# Special applications 1,100 - 70,500 lbs



⚡ DH-ACH.10 hydraulic ramps with aluminum platform • 2,200 - 5,500 lbs

⚡ DH-ACH3.30 medium duty hydraulic ramps with aluminum or mesh-steel platform • 2,200 - 6,600 lbs

⚡ DH-AM.25 manual ramp with aluminum platform • 2,200 - 5,500 lbs





↕ DH-AR... heavy-duty hydraulic ramps • 6,600 - 70,500 lbs




↑ DH-IV.10 lift for hanging meat • 2,200 lbs  
DH-SMM slider lift • 3,300 / 4,400 lbs

↓ DH-DR.90 hydraulic ramp for loading docks • 11,000 / 20,000 lbs



↑ Mezzanine lift DH-VZK.05 for warehouses • 1,100 lbs

↓ Various types of 380V multi-deck lifts for buildings and warehouses • 2,200 - 5,500 lbs









## OUR ALTER EGO : A PASSION FOR MOBILITY

**PASSENGER LIFTS FOR PRIVATE MOBILITY,  
PUBLIC TRANSPORT, COACHES AND AMBULANCES**

# Passenger lifts 650 - 2,200 lbs



↕ DH-PH2.03 / DH-PH2.05 internal twin-arm lift with solid 1-piece platform, vertical split platform [OWU002] or horizontally folding platform [OWU003] • 770 / 1,100 lbs



↑ Vertical split platform for DH-PH2 [OWU002]



↑ DH-PH1.03 internal single arm lift • 650 lbs



↓ DH-AI\* manual aluminum ramps • 880 - 2,200 lbs



↓ DH-LSPH.05 external taxi lift • 1,100 lbs



↑ DH-CH104.03 compact side mounted cassette lift • 650 lbs

↓ DH-RB.05 powerful fold-away lift for the heaviest wheelchairs • 1,100 lbs



↑ DH-CH003.03 short cassette lift with extensible platform • 770 lbs

↓ DH-TV.03 transformer stair lift for city buses • 650 lbs



↑ DH-CH101.05 cassette lift with maximum travel downwards • 770 / 1,100 lbs

DH-CH102.03 / DH-CH103.05 cassette lifts for installation in stairs or luggage compartment • 770 / 1,100 lbs

↓ Various types of custom-built ambulance lifts • 650 - 2,200 lbs





**DHOLLANDIA**

**A VAST RANGE OF LIFTGATES FOR THE TRANSPORT INDUSTRY**

7 PRODUCT FAMILIES

MORE THAN 150 DIFFERENT TYPES OF LIFTGATES



**Fold-away liftgates**  
1,650 - 5,500 lbs




**Column liftgates**  
1,100 - 8,800 lbs



**Liftgates for vans**  
300 - 2,200 lbs



**Cantilever liftgates**  
1,100 - 20,000 lbs



**Slider liftgates**  
850 - 6,600 lbs



**Special applications**  
2,200 - 70,500 lbs



**Passenger lifts**  
650 - 1,100 lbs

Discover the world of DHOLLANDIA at:  
[www.dhollandia.com](http://www.dhollandia.com)


## How to select the right liftgate?

### 6 smart steps towards choosing the best liftgate

**1 Determine the type of load, and how it will be handled**



**2 Determine the required lift capacity**



Take into account the weight of the cargo, the handling device (roll cart, electric or manual pallet jack, etc...), the weight of the driver, and the load center.



**3 Decide what type of liftgate will best suit your purposes, taking into account the main features of every type**



Platform depth	Free access through the doors
Cart stops	Level ride    Half-dip ride
Frequency of use	Access to loading docks    ...



**4 Select vehicle, and verify compatibility**



- Type & size of vehicle
- Bed height
- Clearance under chassis

**5 Match with budget**



- Initial budget
- Savings gained on low maintenance advantages
- ➔ Total cost of ownership



**6**

**Consult DHOLLANDIA**  
to help you make the correct choice!

[Sales.USA@dhollandia.com](mailto:Sales.USA@dhollandia.com) • [Sales.CANADA@dhollandia.com](mailto:Sales.CANADA@dhollandia.com)